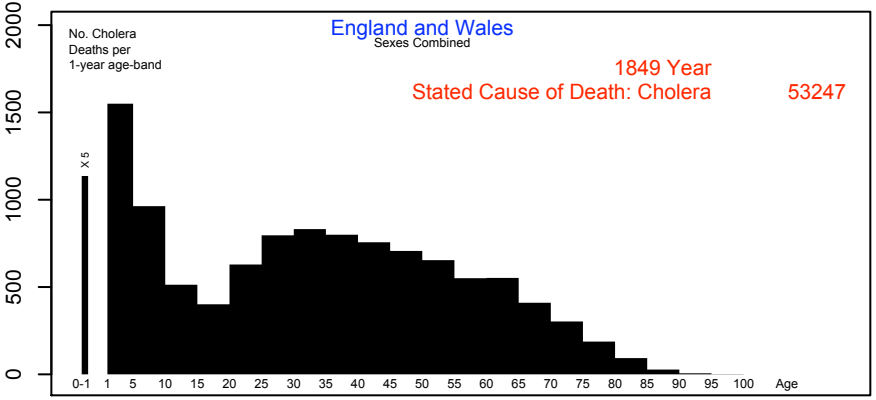
No. Cholera
Deaths per
1-year age-band
England and Wales
Sexes Combined
1849 Year
Stated Cause of Death: Cholera
53247
X 5
0
500
1000
1500
2000
0-1 1 5 10 15 20 25 30 35 40 45 50 55 60 65 70 75 80 85 90 95 100 Age

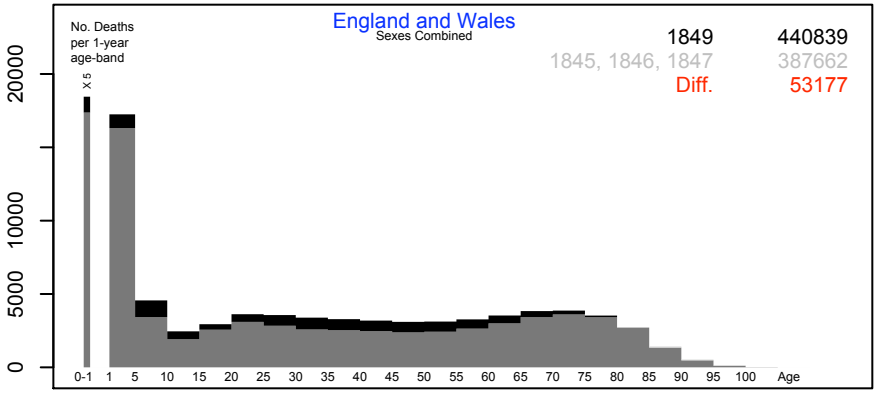
No. Deaths
per 1-year
age-band
England and Wales
Sexes Combined
1849 440839
1845, 1846, 1847 387662
Diff. 53177
X 5
0
5000
10000
20000
0-1 1 5 10 15 20 25 30 35 40 45 50 55 60 65 70 75 80 85 90 95 100 Age

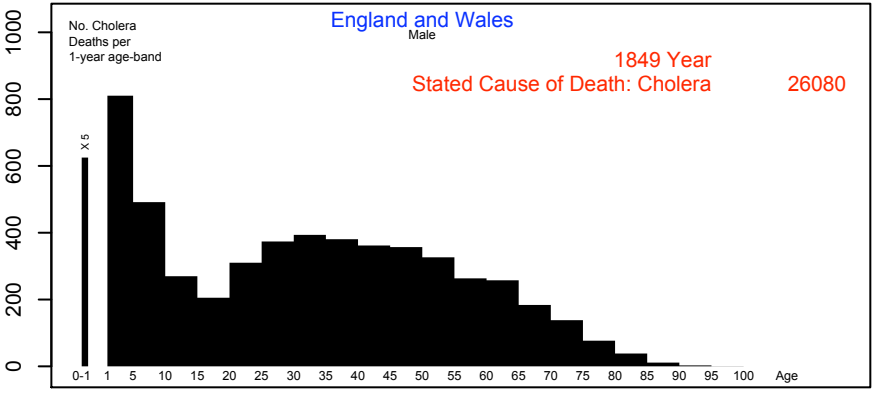
No. Cholera
Deaths per
1-year age-band
England and Wales
Male
1849 Year
Stated Cause of Death: Cholera
26080
X 5
0
200
400
600
800
1000
0-1 1 5 10 15 20 25 30 35 40 45 50 55 60 65 70 75 80 85 90 95 100 Age

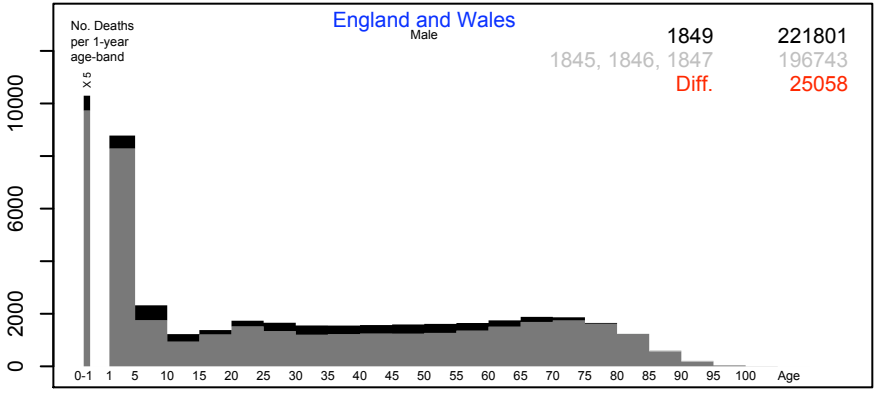
No. Deaths
per 1-year
age-band
England and Wales
Male
1849 221801
1845, 1846, 1847 196743
Diff. 25058
X 5
0
2000
6000
10000
0-1 1 5 10 15 20 25 30 35 40 45 50 55 60 65 70 75 80 85 90 95 100 Age

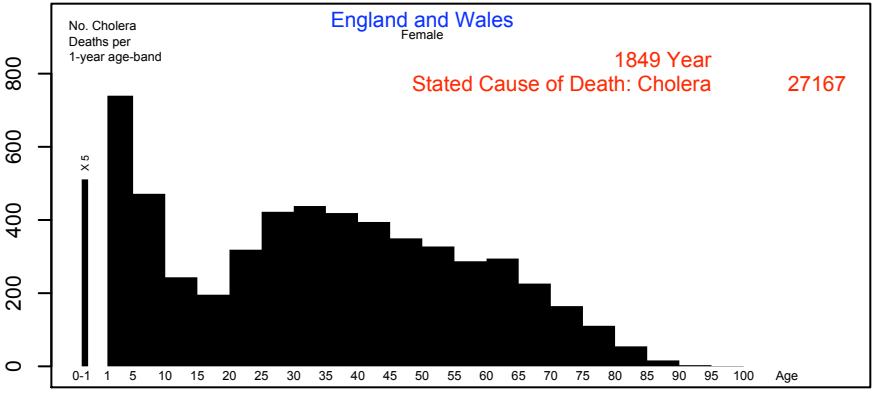
No. Cholera
Deaths per
1-year age-band
England and Wales
Female
1849 Year
Stated Cause of Death: Cholera
27167
X 5
0
200
400
600
800
0-1 1 5 10 15 20 25 30 35 40 45 50 55 60 65 70 75 80 85 90 95 100 Age

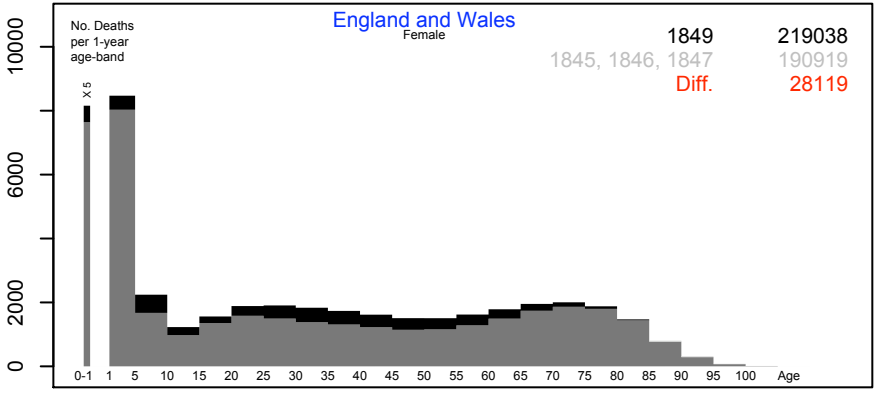
No. Deaths
per 1-year
age-band
England and Wales
Female
1849 219038
1845, 1846, 1847 190919
Diff. 28119
X 5
0
2000
6000
10000
0-1 1 5 10 15 20 25 30 35 40 45 50 55 60 65 70 75 80 85 90 95 100 Age