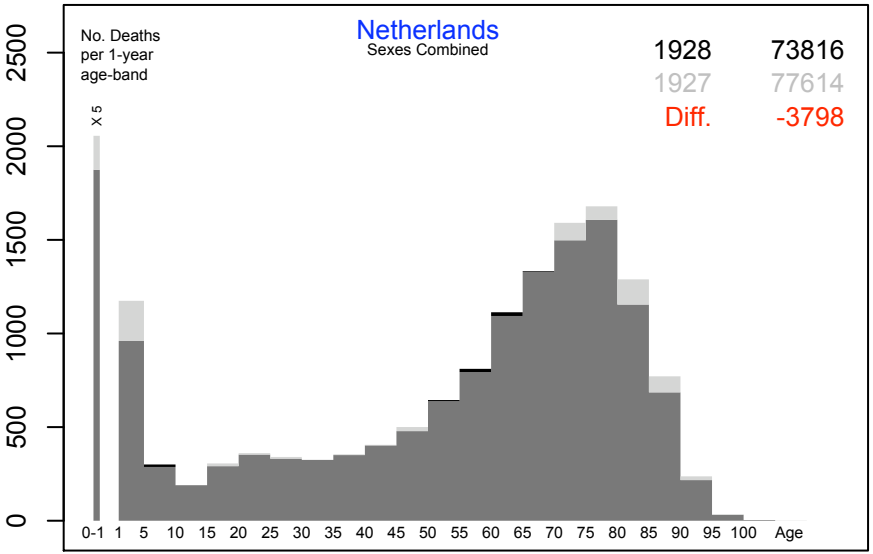
Netherlands
Sexes Combined
No. Deaths
per 1-year
age-band
1928 73816
1927 77614
Diff. -3798
X 5
0 500 1000 1500 2000 2500
0-1 1 5 10 15 20 25 30 35 40 45 50 55 60 65 70 75 80 85 90 95 100 Age

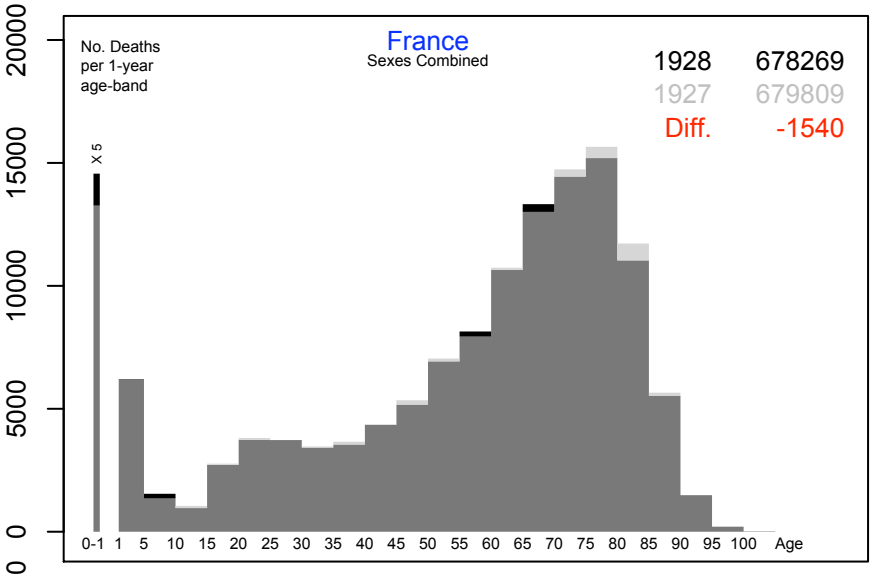
France
Sexes Combined
No. Deaths
per 1-year
age-band
1928 678269
1927 679809
Diff. -1540
X 5
0 5000 10000 15000 20000
0-1 1 5 10 15 20 25 30 35 40 45 50 55 60 65 70 75 80 85 90 95 100 Age

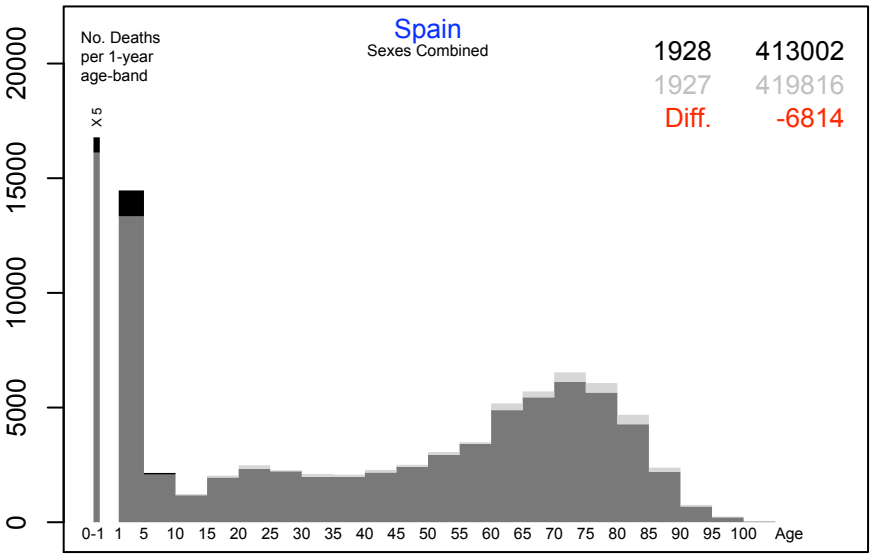
Spain
Sexes Combined
No. Deaths
per 1-year
age-band
1928 413002
1927 419816
Diff. -6814
X 5
0 5000 10000 15000 20000
0-1 1 5 10 15 20 25 30 35 40 45 50 55 60 65 70 75 80 85 90 95 100 Age

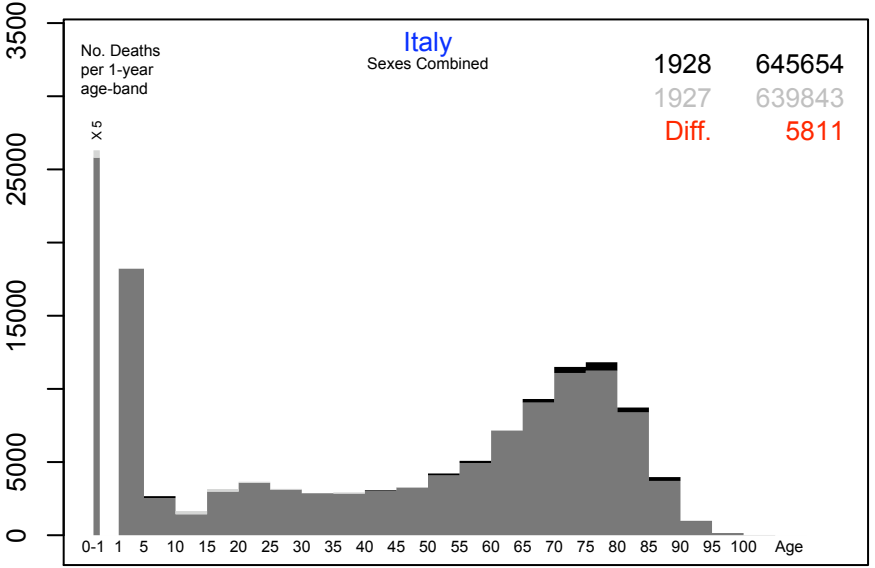
Italy
Sexes Combined
No. Deaths
per 1-year
age-band
1928 645654
1927 639843
Diff. 5811
X 5
0 5000 15000 25000 35000
0-1 1 5 10 15 20 25 30 35 40 45 50 55 60 65 70 75 80 85 90 95 100 Age