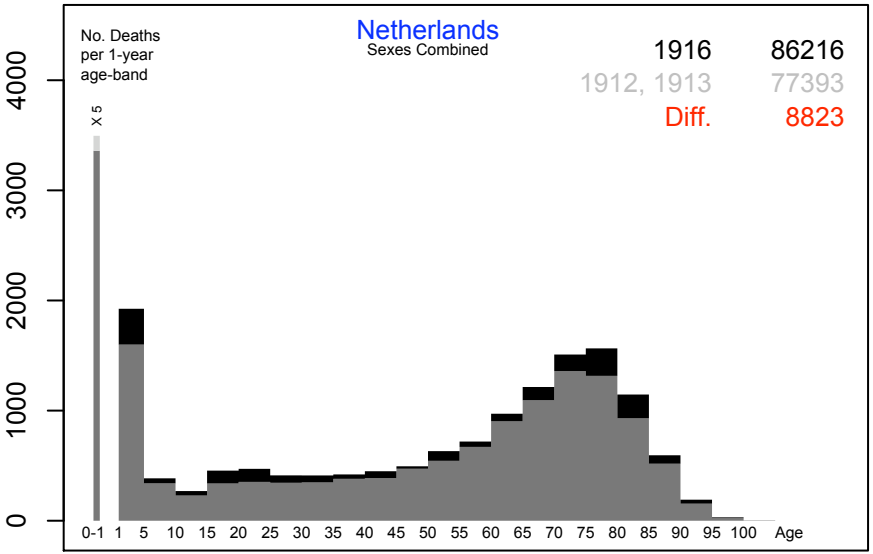
Netherlands
Sexes Combined
No. Deaths per 1-year age-band
1916 86216
1912, 1913 77393
Diff. 8823
X 5
0 1000 2000 3000 4000
0-1 1 5 10 15 20 25 30 35 40 45 50 55 60 65 70 75 80 85 90 95 100 Age

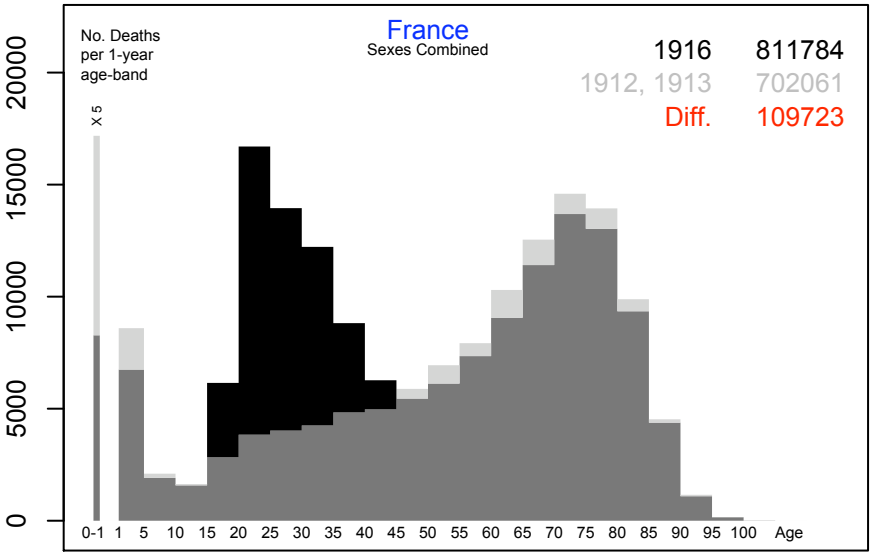
France
Sexes Combined
No. Deaths per 1-year age-band
1916 811784
1912, 1913 702061
Diff. 109723
X 5
0 5000 10000 15000 20000
0-1 1 5 10 15 20 25 30 35 40 45 50 55 60 65 70 75 80 85 90 95 100 Age

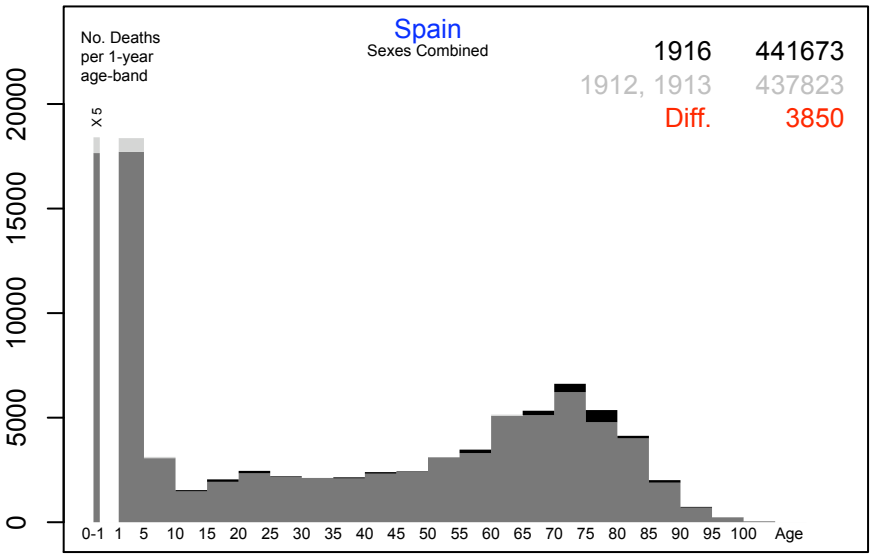
Spain
Sexes Combined
No. Deaths per 1-year age-band
1916 441673
1912, 1913 437823
Diff. 3850
X 5
0 5000 10000 15000 20000
0-1 1 5 10 15 20 25 30 35 40 45 50 55 60 65 70 75 80 85 90 95 100 Age

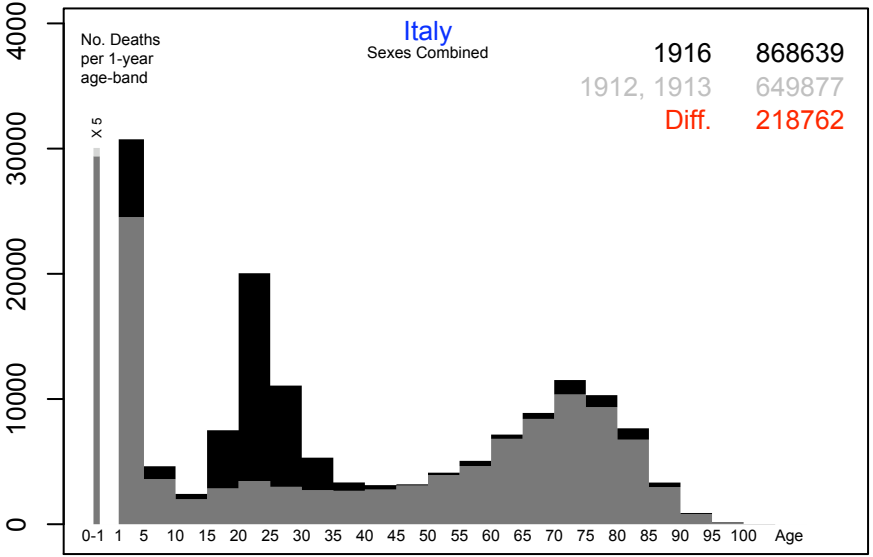
Italy
Sexes Combined
No. Deaths per 1-year age-band
1916 868639
1912, 1913 649877
Diff. 218762
X 5
0 10000 20000 30000 40000
0-1 1 5 10 15 20 25 30 35 40 45 50 55 60 65 70 75 80 85 90 95 100 Age